


Double Shut-Off for Hydraulic Service

SERIES THK12 ISO "B"

INDUSTRIAL INTERCHANGE ISO "B"

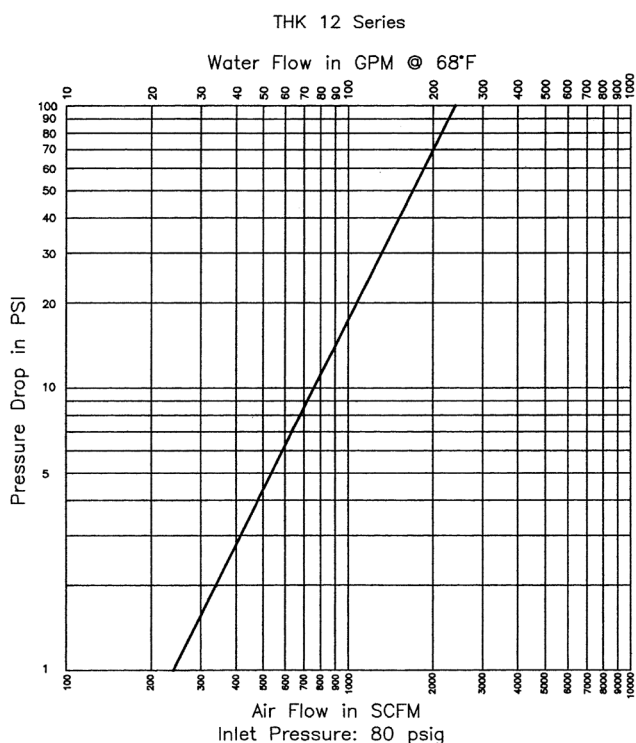
TOMCO Series THK12 couplers are ideal for large volume hydraulic return lines and other high volume fluid transfer applications. To meet specific application requirements, these couplers are available in brass, steel, and 303 stainless steel.



All TOMCO Series THK12 couplers feature double o-rings and heavy-duty construction throughout. Steel sleeves and plugs are heat treated and heavily plated for superior corrosion resistance.

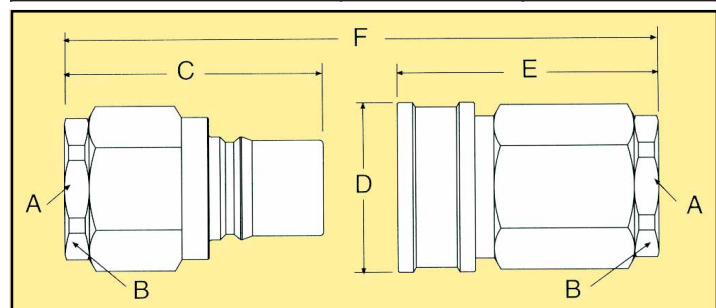
STEEL	Basic Size	Thread	Plug Catalog No.	Coupler Catalog No.
	1-1/2"	1-1/4" NPTF	TK12-41	TH12-41
	1-1/2"	1-1/2" NPTF	TK12-46	TH12-46
BRASS				
	1-1/2"	1-1/4" NPTF	TK12-41-002	TH12-41-002
	1-1/2"	1-1/2" NPTF	TK12-46-002	TH12-46-002
STAINLESS STEEL (303)				
	1-1/2"	1-1/4" NPTF	TK12-41-303	TH12-41-303
	1-1/2"	1-1/2" NPTF	TK12-46-303	TH12-46-303

FLOW RATE



PRESSURE RATINGS

Basic Size	Material	Working Pressure (PSI)	Burst Strength (PSI)
1-1/2"	Steel	1500	6000
	Brass	1500	4000
	Stainless	1500	6000



DIMENSIONS All dimensions are in inches.

A Thread	B Across Flats	C Plug OAL	D Sleeve Dia.	E Coupler OAL	F OAL Coupled
1-1/4" NPTF	2.38	4.77	3.13	4.82	7.52
1-1/2" NPTF	2.38	4.77	3.13	4.82	7.52

Continuing manufacturing and engineering advances may cause changes to the data shown.